



SCHEUERLE SELF-PROPELLED MODULAR TRANSPORTERS



EQUIPMENT SPECIFICATIONS



**WITHOUT
QUESTION**

WWW.IRVINGEQUIPMENT.COM



WITHOUT QUESTION

IRVING EQUIPMENT LIMITED
 1-800-561-CRANE (2726)
WWW.IRVINGEQUIPMENT.COM

INFO

IDENTIFICATION

Asset Number	SPMT01-08
Equipment Make	Scheuerle
Equipment Model	6-Line PEKZ.180
Type	Self-propelled
Serial Number	Multiple (8 units)

DIMENSIONS

Overall width	2.43m (7.97')
Overall length, per 6-Line trailer	8.73m (28.64')
Coupling length, per 6-Line trailer	8.4m (27.56')
Overall Length, 350kW power pack unit (PPU)	4.2m (13.78')
Length, PPU + 6-Line trailer coupled	12.6m (41.34')
Median deck height	1.5m (59.05")
Maximum deck height	1.85m (72.83")
Minimum deck height	1.15m (45.27")

WEIGHTS

(6) Axle-line trailer unit, deadweight	23,500kg (51,808lb)
350kW Power pack unit	7,200kg (15,873lb)
Coupled (6) Axle-line trailer w/ 350kW PPU	30,700kg (67,682lb)

LOADING CAPABILITIES

Max payload / (6) Axle-line trailer	192,500kg (424,390lb)
Max gross load / (6) Axle-line trailer	216,000kg (476,198lb)
Permissible axle line load	36,000kg (79,366lb)
Permissible pendulum axle load	18,000kg (39,683lb)
Wheel load	9,000kg (19,841lb)

STEERING & CONTROLS

- Electronically controlled, hydraulic steering
- +130° / -100° steering angle
- 7 steering programs
- Combine trailers mechanically end-to-end or side-to-side
- Combine trailer by data cable infinitely within 600m x 600m grid
- Hydrostatic drive allows precise movement

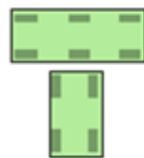
MISCELLANEOUS

- Flat-rack loadability makes for simple shipping
- Compatibility across generations of product lines
- Scheuerle SPMTs have largest global fleet, allowing excellent cross-hire accessibility


Vehicle combinations



4-fold combination



T-combination



Y-combination



V-combination



Circle combination

Steering programs



Front-wheel steering



Rear-wheel steering



Diagonal steering along



Diagonal steering cross



Circle steering



All-wheel steering along



All-wheel steering cross



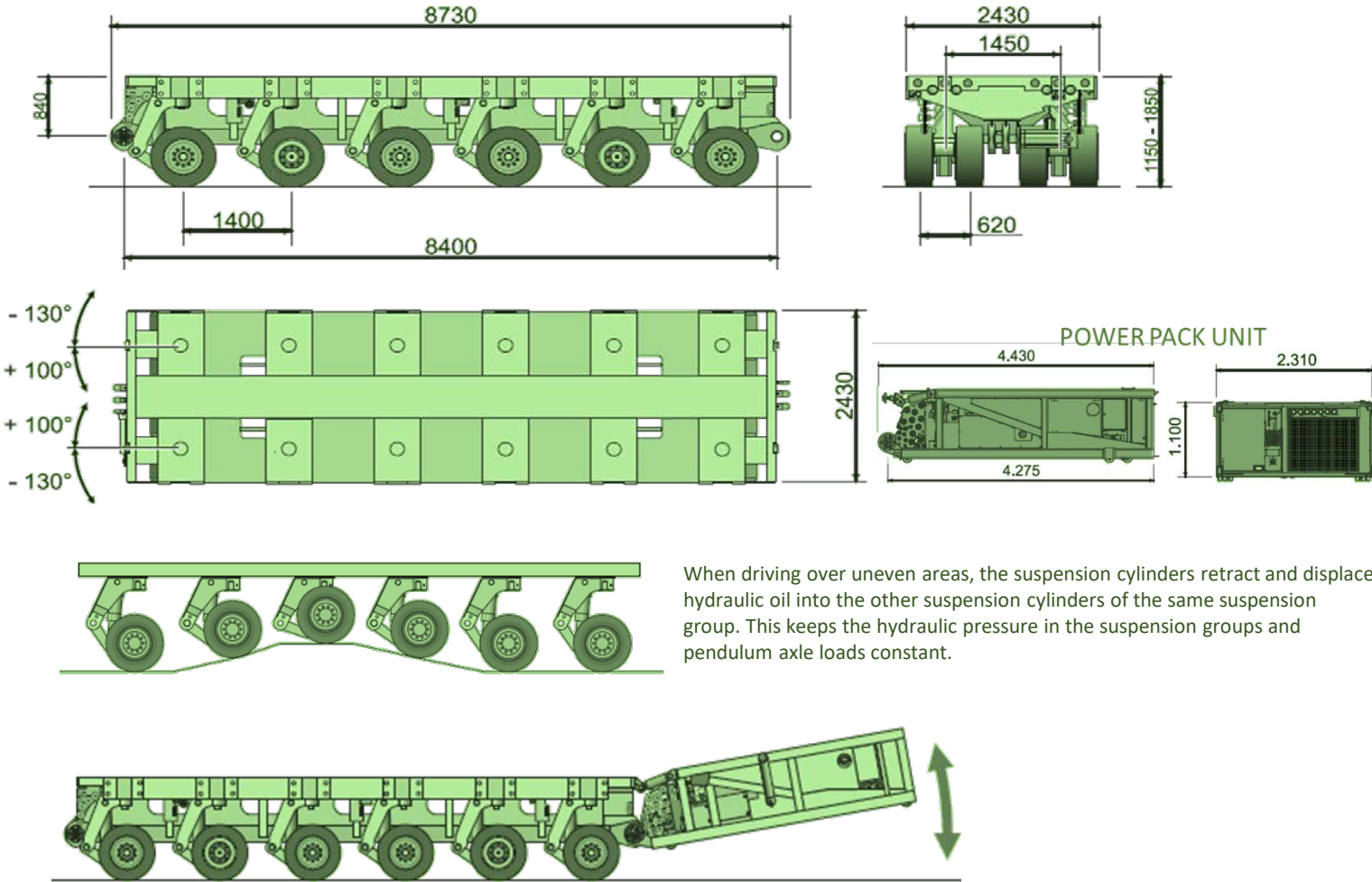
+130°/- 100° steering angle



WITHOUT QUESTION

IRVING EQUIPMENT LIMITED
1-800-561-CRANE (2726)
WWW.IRVINGEQUIPMENT.COM

INFO



When driving over uneven areas, the suspension cylinders retract and displace hydraulic oil into the other suspension cylinders of the same suspension group. This keeps the hydraulic pressure in the suspension groups and pendulum axle loads constant.

- ✓ FULL-SERVICE PROVIDER FOR CRANE RENTAL, RIGGING, AND LIFT PLANNING.
- ✓ DAILY, WEEKLY, MONTHLY RATES AVAILABLE
- ✓ DRY-LEASE AND LONG-TERM RENTALS
- ✓ OUR PURPOSE IS TO LEAVE 'NO ROOM FOR DOUBT'!