



GALION 150FA – (15T)



EQUIPMENT SPECIFICATIONS



**WITHOUT
QUESTION**

WWW.IRVINGEQUIPMENT.COM



WITHOUT QUESTION

IRVING EQUIPMENT LIMITED
 1-800-561-CRANE (2726)
WWW.IRVINGEQUIPMENT.COM

INFO

IDENTIFICATION

Asset Number	Multiple
Crane Make	Galion
Crane Model	150 FA
Type	15T Rough Terrain
Serial Number	Multiple

DIMENSIONS

Overall length of carrier	16'10.5"
Overall width of carrier	8'-0"
Transportation height	11'2.5"
Fullspan outriggers (Outside-Outside)	14'2.5"
Outrigger pads	20" x 20"
Outriggers, front to rear length (Centre-Centre)	15'6.5"
Tailswing radius	8'8"
Overall length, boom at 0 deg.	29'6", 4-sect. boom
Turning radius	18'1"
Operational weight, w/CTWT, jib, ball, block	41,800lbs
Counterweight removed	N/A, Fixed weight
Counterweight & jib removed	N/A, Fixed weight
Dolly	N/A
No. dolly axles	N/A

FEATURES

Continuous 360° swing	20° cab tilt
Independent hydraulic rear-steer	Air conditioning / Heat
6 speed, dual range transmission	Work area definition
Excellent pick and carry performance	
Two-block damage protection	Automatic brakes

CRANE PERFORMANCE

Boom up time, 0°-70°	18.9 seconds
Boom down time, 0°-70°	17.8 seconds
Swing speed	4.4 rpm
Outrigger down speed	3.9 sec
Avg.line speed (High spd. Hoist)	350' per minute
Boom scoping speed	50' per minute
Boom retracting speed	60' per minute
Travel Speed	42kmh
Drive type	4WD
No. Winches	1
Max line pull, single part	7,500lb
Hook Speed, 5-part line	70' per minute
Gradeability	75%
Hoist Rope	450' of 8x19-9/16" dia.



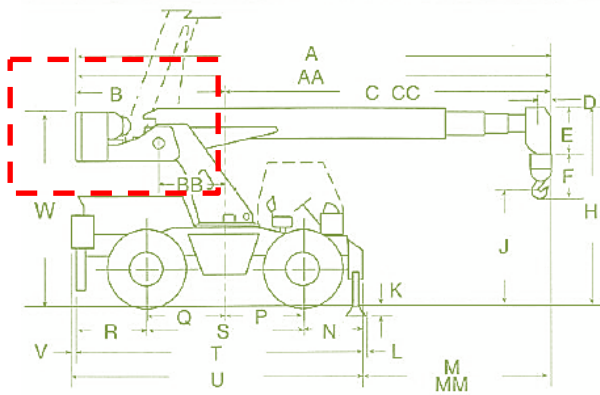


WITHOUT QUESTION

IRVING EQUIPMENT LIMITED
 1-800-561-CRANE (2726)
WWW.IRVINGEQUIPMENT.COM

CAPACITY/RANGE INFO

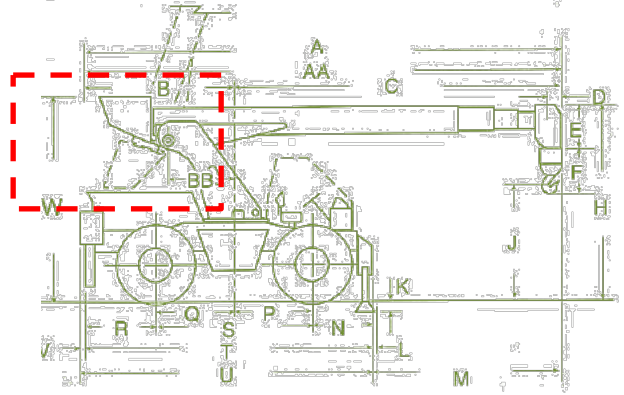
150 FA MODEL



4-Section power boom load in lbs.

Working Radius in feet	360° Rotation		Off Front
	Without Outriggers	With Outriggers	Without Outriggers
10	17600	30000	30000
12	13600	28500	21750
14	10950	25000	16250
15	9900	23300	14600
16	9050	21850	13300
18	7500	18490	11250
20	6150	16020	9500
22	5050	14020	8000
24	4250	12320	6800
25	3900	11560	6300
30	2600	8620	4100
35	1750	6370	3200
40	1200	4970	2450
45	900	4330	1950
50	-	3400	1500
55	-	2760	1200
60	-	2080	900

150 A MODEL



4-Section power boom load in lbs.

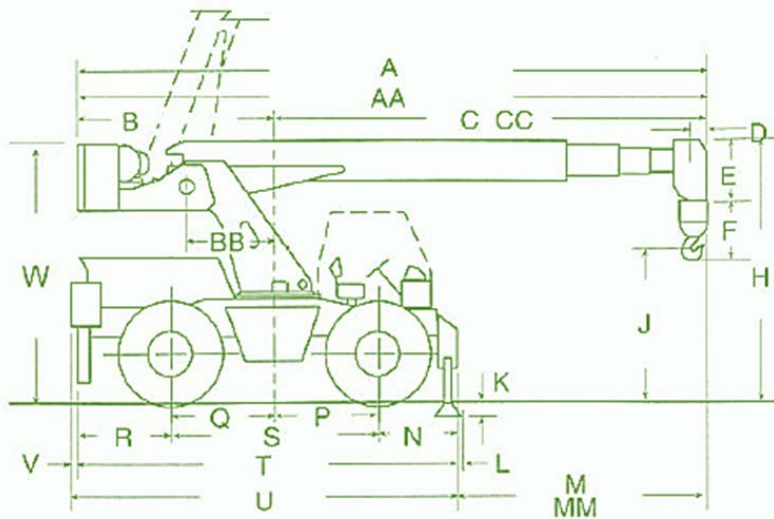
Working Radius in feet	360° Rotation		Off Front
	Without Outriggers	With Outriggers	Without Outriggers
10	18500	30000	30000
12	13500	28500	20600
14	10650	25000	15800
15	9450	23300	14600
16	8650	21850	12550
18	7000	18250	10500
20	5500	15500	8600
22	4500	13150	7250
24	3700	11250	6300
25	3350	10400	5800
30	2150	7350	3800
35	1500	5700	2800
40	1100	4600	2250
45	750	3750	1800
50	-	3100	1500
55	-	2550	1100
60	-	2100	850



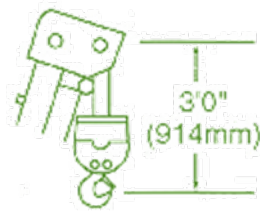
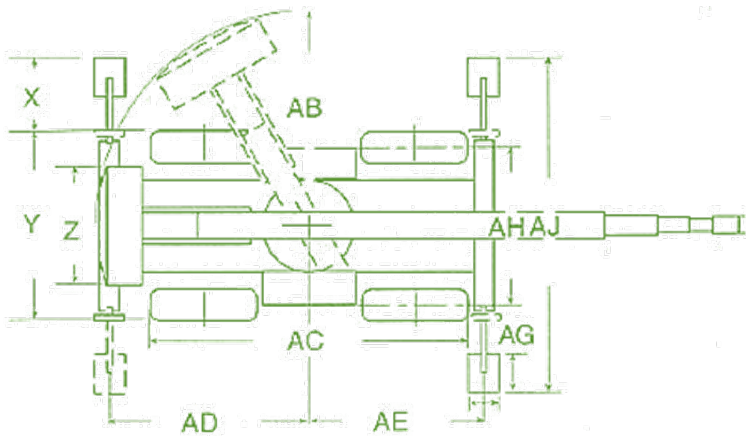
**WITHOUT
QUESTION**

IRVING EQUIPMENT LIMITED
 1-800-561-CRANE (2726)
WWW.IRVINGEQUIPMENT.COM

INFO (150 FA MODEL)



Ft./inches (mm)		Ft./inches (mm)	
A	27' 2" (8280) [3-Section]	Q	4' 9" (1448)
AA	29' 6" (8992) [4-Section]	R	3' 10½" (1181)
B	8' 8" (2642)	S	9' 0" (2743)
BB	3' 10" (1168)	T	16' 3½" (2426)
C	18' 2" (5537) [3-Section]	U	16' 10½" (5144)
CC	20' 6" (6248) [4-Section]	V	3½" (89)
D	7" (178)	W	11' 2½" (3416)
E	2' 3½" (699)	X	3' 0¼" (920)
F	2' 5½" (749)	Y	8' 0" (2438)
G	6' 4" (1930)	Z	4' 11½" (1511)
H	11'1" (3378)	AB	8' 8" (2642)
J	6' 6¾" (2000)	AC	13' 5" (4089)
K	6½" (165)	AD	8' 3" (2514)
L	3½" (89)	AE	7' 3½" (2223)
M	10' 3½" (3137) [3-Section]	AF	16" (406)
MM	13' 7½" (4153) [4-Section]	AG	20" (508)
N	3' 9" (1143)	AH	6' 9" (2057)
P	4' 3" (1295)	AJ	14' 2½" (4331)



Standard Hook Block

- ✓ FULL-SERVICE PROVIDER FOR CRANE RENTAL, RIGGING, AND LIFT PLANNING.
- ✓ DAILY, WEEKLY, MONTHLY RATES AVAILABLE
- ✓ DRY-LEASE AND LONG-TERM RENTALS
- ✓ OUR PURPOSE IS TO LEAVE 'NO ROOM FOR DOUBT'!